



Midwest BREW

Beagle Rescue, Education and Welfare



DiviFlash—Advanced Carousel

03/26/2026

There are now two sets of options for updating, see below:

1. **Advanced Carousel**—Settings for using the overall module. In this case it is where you setup multiple slides for the carousel.
2. **Advanced Carousel Item**—Settings for updating the first slide within the module.



















1

Page > Section > Row > Column ↩

← Advanced Carousel

Content Design Advanced ▾

Search settings...

Buddy	   
Festus	   
Bailey	   
Arrow	   

+ Add New Item

▶ Carousel Settings

▶ Item Order

▶ Background

▶ Element Label

?

You can update an individual slide from here or Advanced Carousel Item section.

2

Page > Section > Row > Column >... X

← Advanced Carousel Item

Content Design Advanced

Search settings...

Content

Title

Buddy

Sub Title

Body

Add Media Visual Text

Image

Button

Item Order

Link

Background

Element Label

The only issue using the Advanced Carousel Item from the home page is you can only access the first slide to edit it.

So it's probably best to just use option #1 and then select the slide you want to update.